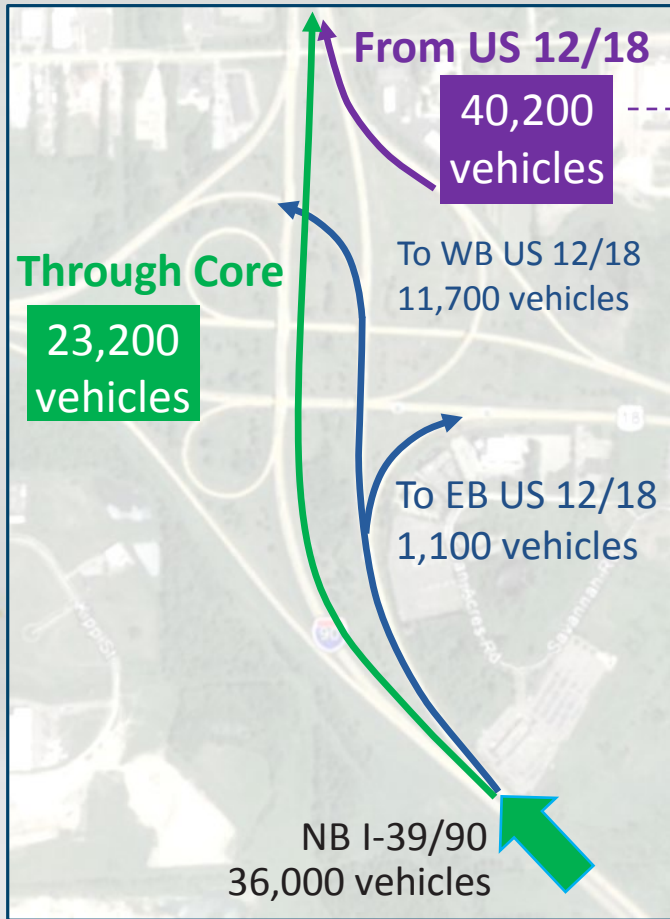
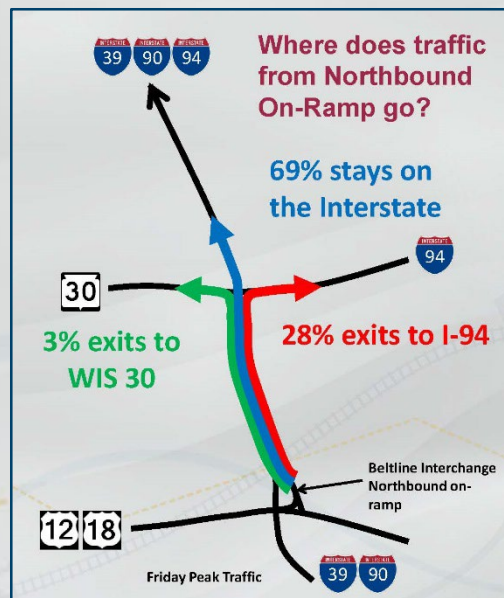


Northbound I-39/90 in Core



2040 Volumes (Daily)

- 2040 = Design Year, approximately 20 years after construction is complete
- 1/3 of all daily northbound traffic from south of the interchange exits to US 12/18 (12,800 vehicles)



- Daily traffic volumes in 2040 for the US 12/18 on-ramp are 73% higher than northbound I-39/90 in the core of the Beltline Interchange
 - 40,200 vehicles vs 23,200 vehicles

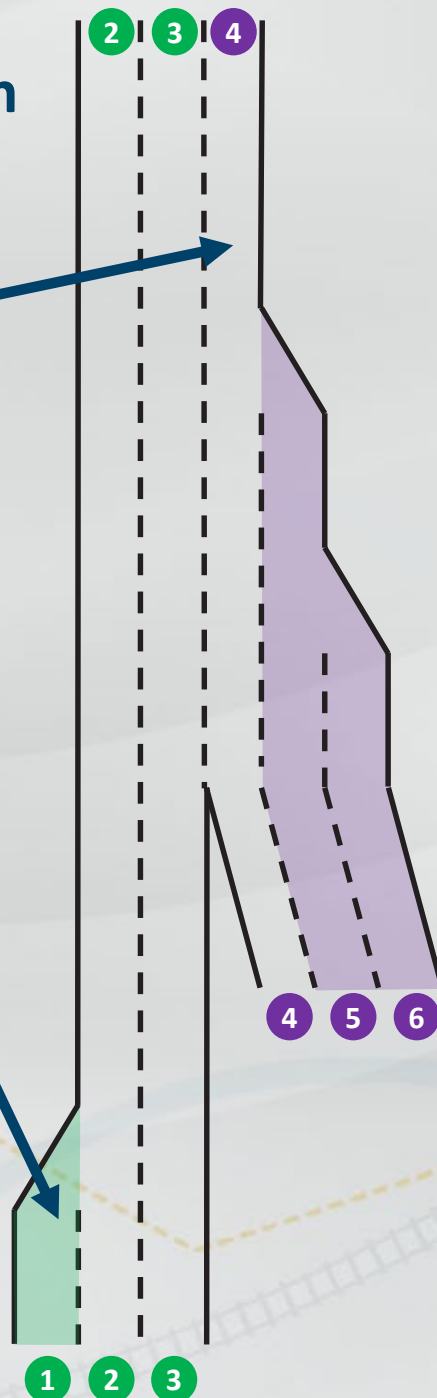
2-Lane Option

Beltline Ramp Adds Lane (like today)

Lane Drop from 3 Lanes to 2 Lanes In Core

1/3 of the lower volume traffic in the core needs to change lanes (approximately 7,700 vehicles)

The proposed lane drop is about 3/4 mile past the exit to the Beltline



3-Lane Option

All Beltline Ramp Lanes Must Merge

100% of the higher volume ramp traffic needs to change lanes (40,200 vehicles)

3 Lanes Through Core

